

How to Create a Customized Flipbook

Step 1: Register

Register for your free Heyzine account: [Heyzine PDF To Flipbook - Online flipbook maker](#)

Step 2: Upload Custom PDF

Upload your custom PDF onto the website

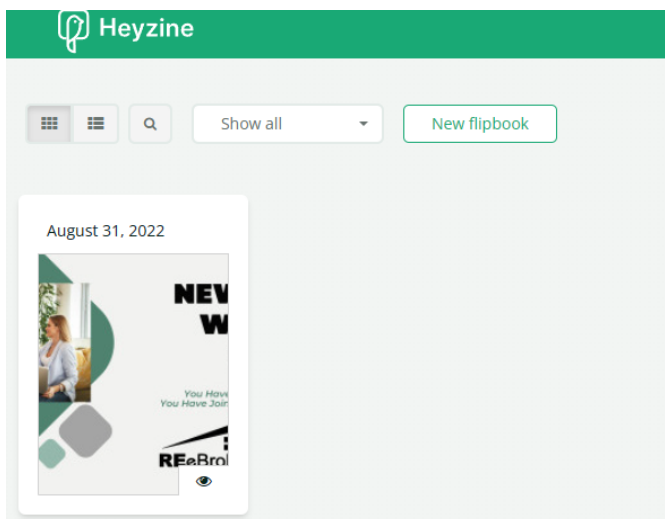
PDF To Flipbook Converter

PDF to flipbook free, no ads and highly customizable with different page flip effects. Share, download or embed them creating outstanding magazines, catalogs, brochures, reports, restaurant menus and more.

Drag and drop the PDF to convert

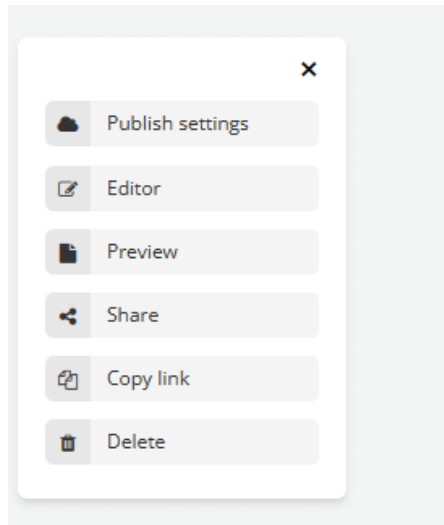
Upload 

You'll then see your custom flipbook on your account's dashboard

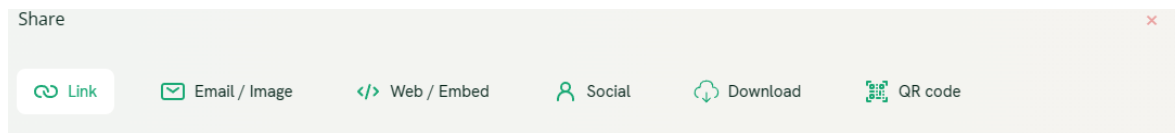


Step 3 Share Your Flipbook

Click on the flipbook on your dashboard that you want to share.
Simply copy and paste the link



Or use one of the share features below



Reader link

<https://heyzine.com/flip-book-██████████>



These different links and QR codes can be used on your website, social media, emails, and postcards.

Note: Heyzine allows a free account to hold up to 5 unique flipbooks.